

We Set the Standard in **SLIMLINE** Filters

# SYSTEM 500

DLF Series= Dry Lint Filter

- Collects 98% of lint from dryers
- Designed for Maximum Dryer Efficiency
- Minimum maintenance & downtime
- "Quick Change" Screens
- Auto cleaning
- Accommodates single or multiple (small or large) dryers
- Choice of Fiberglass or Stainless

**OPTIONAL FEATURES:**

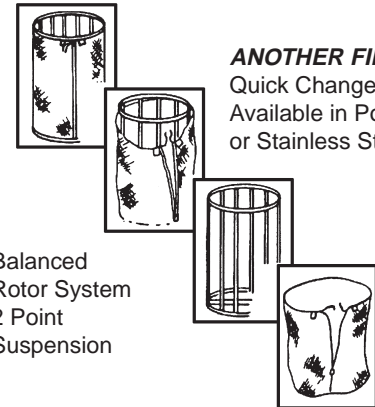
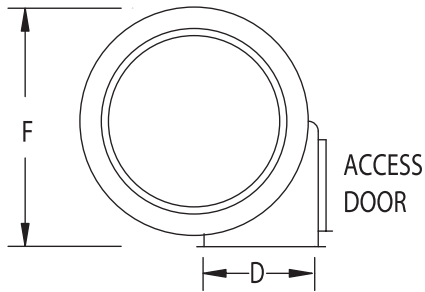
- Fire Suppression ▪ Horizontal Exhaust
- Assist (booster) fan ▪ Inlet Transitions (adapter)



FRX-CLASS1  
FIRE RETARDANT FIBERGLASS

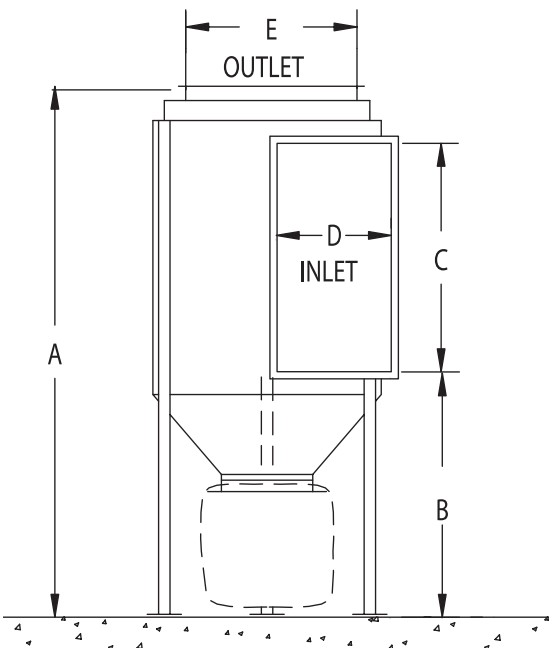


TYPE 304-16 GAUGE  
STAINLESS STEEL



**ANOTHER FIRST**  
Quick Change Screens  
Available in Polyester  
or Stainless Steel

Balanced  
Rotor System  
2 Point  
Suspension



SYSTEM 500							
MODEL	DLF-506	DLF-510	DLF-511	DLF-515	DLF-518	DLF-520	DLF-530
CFM*	6,000	10,000	11,000	15,000	18,000	20,000	30,000
SCREEN+	31	37	38	45	54	82	102
A	81	94	82	96	108	108	120
B	42	43	44	44	47	57	58
C	30	40	28	40	40	42	50
D	20	20	30	30	30	42	50
E	24	30	30	30	36	42	48
F	40	45	53	53	53	85	85

\* MAXIMUM CFM RATING.  
RECOMMEND OVERSIZING FILTER 10-20% OVER TOTAL DRYER EXHAUST CFM.  
+ FIGURES REPRESENT SCREEN AREA IN SQ. FT.  
ALL DIMENSIONS NOTED ARE IN INCHES, STAINLESS STEEL MODELS MAY DIFFER