



**ROUND TRIPPER
LINEN CART MODELS
TRANSPORT CLEAN & SOILED IN THE SAME CART
FIBERGLASS MODEL**

TQ -1450 SERIES

DURABLE • FIRE RETARDANT • ATTRACTIVE • SEAMLESS



TQ-1450
29"x59"x64"



| MODEL | SIZE |
|---------|------------------------|
| TQ-1450 | 29"W x 59"L x 64" O.H. |

A Few Popular Options Available
(See options page for complete list)

Color Choices

| | | | | | | | |
|-----|-----------|------------|-------|---------|--------|------|------|
| | | | | | | | |
| TAN | DARK BLUE | SLATE BLUE | TEAL* | YELLOW* | GREEN* | GRAY | RED* |

Custom Colors Available - Stenciling or Logo Available*
* = Upgrade Color

COVERS
Available for both models
Variety of Colors and Fabrics

Caster Combinations all models

| | | |
|-------------|---------------------------------|---|
| FOUR SWIVEL | TWO RIGID, TWO SWIVEL OPT. I | DIRECTIONAL SWIVEL LOCK OPT. III FOR 360° MANEUVERABILITY |
| | | |

PARKING BRAKE AVAILABLE

TQ Guard Anti-microbial additive creates a longer lasting cart, easy to clean and resistant to bacteria, mold & Mildew.

Aluminum, Stainless & Wire Models
Also Available from TQ



Contact one of our Cart Experts today! **800-826-1245**



www.tqind.com
Email: sales@tqind.com



FIBERGLASS MODEL WITH ALUMINUM SHELVING

TQ-1500 SERIES

DURABLE • FIRE RETARDANT • ATTRACTIVE • SEAMLESS



Ergonomic Aluminum shelving.
Strong and very easy to lift and maneuver, double reinforced to carry a load of 400 lbs.

Complete wrap around bumper.

TQ-1500

29"x59"x64" & 31"x61"x68"

Shown with shelves securely in place ready for clean linen delivery.

Seamless Fiberglass, Beautifully finished, Fire-retardant.



8" x 2" Ball bearing wheels & top quality plate type casters - durable!

TQ-1500 Shown with removable shelves placed in cart's front to form a sidewall for soiled transportation.

Why Choose Fiberglass?

- Fire-Retardant
- TO Guard Anti-microbial resin prevents growth of bacteria and mildew
- Reinforced bottoms, casters and wheels securely fastened
- Repairable
- Smooth inside is molecular tighter than poly - so naturally easier to clean
- Completely finished, no holes or rough edges
- Large, heavy-duty casters make moving easy
- Durable Created - for the Long-Haul

| MODEL | SIZE |
|-----------|------------------------|
| TQ-1500-1 | 28"W x 55"L x 65" O.H. |
| TQ-1500-2 | 31"W x 61"L x 68" O.H. |

A Few Popular Options Available

(See options page for complete list)

Color Choices



Custom Colors Available - Stenciling or Logo Available*
* = Upgrade Color

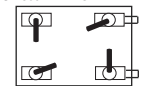
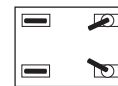
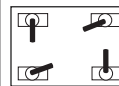


COVERS

Available for both models
Variety of Colors and Fabrics

Caster Combinations all models

FOUR SWIVEL TWO RIGID, TWO SWIVEL OPT. I DIRECTIONAL SWIVEL LOCK OPT. III FOR 360° MANEUVERABILITY



PARKING BRAKE AVAILABLE



TQ Guard Anti-microbial additive creates a longer lasting cart, easy to clean and resistant to bacteria, mold & Mildew.

Aluminum, Stainless & Wire Models
Also Available from TQ

800-826-1245

960 Crossroads Blvd. • Seguin, Texas 78155 • Local & Int'l Ph: 830-401-4400
Fax: 830-401-0600 www.tqind.com • Email: sales@tqind.com • Toll Free **800-826-1245**



**VARIETY OF METAL
ROUND-TRIPPER CONVERTIBLE CHARTS
TRANSPORT, CLEAN & SOILED IN SAME CART**

**STAINLESS ■ ALUMINUM MODELS
STANDARD AND CUSTOM SIZES**



HDSS
Stainless Construction

ULTRA DURABLE STAINLESS STEEL *Only available from TECNI-QUIP*
 Model: HDSS- Series Ultra Heavy Duty Series All Stainless Construction
 Sizes: HDSS-22486 23.5" W x 48"L x 66" O.H. Custom Sizes
 Sizes: HDSS-22606 23.5" W x 60"L x 66" O.H. Available – call us

Specifications: All **Stainless** Construction creates a long lasting and sanitary cart. HDSS is a Very Strong, yet lighter then heavy poly type carts. Constructed from # 304 Polished **Stainless** base and frame, all connections are both welded stainless steel and stainless fasteners. Standard with 6"x 2 durable wheels with precision ball bearing wheels, Premium 2 rigid and 2 swivel casters.

Weight Capacity 2,000 lbs. Options: 8" Wheels & Casters, Parking Brakes, Drape Cover, Directional Locking Systems, Anodized Aluminum Shelves and Towing Hitches



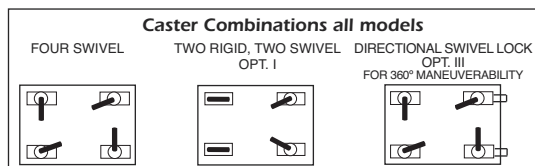
HTW
Hybrid Aluminum Model

HYBRID Aluminum & Wire Carts – COST EFFECTIVE

Model: HTW-Series A First, Aluminum Base & Frame combined with Zinc Wire Shelving
 Sizes: HTW-24480 25.5" w x 49" l x 70" Overall High
 Sizes: HTW-24606 25.5" w x 61" l x 70" Overall High Custom Sizes Available- call us

Specifications: Anodized Aluminum Base and enclosure tubes. Zinc Plated wire shelving – Sparkling Silver. Zinc Plated Wire shelves form a wall for soiled return. All Connections either stainless or anodized aluminum riveted. 6" Precision ball bearing wheels, 2 rigid and 2 swivel caster

Weight Capacity 1,600 lbs. Options: Options Grades of Wire Shelving: Eagle Guard (Micro-Ban and 15 year warranty), 8" Wheels & Casters, Parking Brakes, Drape Cover, Directional Locking Systems, Towing Hitches, and Locking Doors



**Covers Available for
Models: HDSS,
HTW and HT Series**



800-826-1245



960 Crossroads Blvd. • Seguin, Texas 78155 • Local & Int'l Ph: 830-401-4400
 Fax: 830-401-0600 www.tqind.com • Email: sales@tqind.com • Toll Free **800-826-1245**



ALUMINUM CONVERTIBLE & STERILE TRANSPORT MODELS

STANDARD AND CUSTOM SIZES



HT-Series
All Aluminum Construction

Anodized Aluminum Construction - STRONG!

Light Weight to Push—lighter than POLY

Model: HT -Series Aluminum Base, Frame, shelves and enclosure tubes.

Sizes: HT-24486 23.5" w x 48" l x 66" Overall High

Sizes: HT-24606 23.5" w x 60" l x 66" Overall High Custom Sizes Available - call us

Specifications: **Extremely Strong Cart, lightweight to push!** Frame Constructed from Anodized Aluminum Shelves & Enclosure Bars— sparkling silver. All Connections either welded, stainless or anodized aluminum fasteners. Standard with: 6" Precision ball bearing wheels, 2 rigid and 2 swivel casters.

Weight Capacity, 1600 lbs.

Options: Options Grades of Wire Shelving: Eagle Guard (Micro-Ban and 15 year warranty), 8" Wheels & Casters, Parking Brakes, Drapery Cover, Directional Locking Systems, Towing Hitches, and Locking Doors



SP-900-Series
All Aluminum Construction

Sterile Transport Locking Doors All Aluminum Construction

Model: SP-900-SS Custom Models Can be Made to your Specifications

Sizes: SPD-909-SS-1 23.5" w x 36" l x 70" Overall High

Sizes: SPD-909-SS-2 23.5":w x 48" l x 70" Overall High Custom Sizes and Interiors

Sizes: SPD-909-SS-3 23.5" w x 60" l x 70" Overall High Available – call us Shelving Options: Convertible or Fixed

Specifications: All Anodized Aluminum Alloy, Light Weight & Easy to Push, Recessed Handles, Stainless Hardware, 6" x 2" ball bearing wheels and casters TPR tread,

2 rigid and 2 swivel casters, Stainless Hardware.

Options: 8" Wheels & Casters, Parking Brakes, Directional Locking Systems, Wire Shelves, and Towing Hitches



Quiet & Durable Wheels

Superior All Terrain Tread. Ball Bearing Wheels



Contact one of our Cart Experts today! **800-826-1245**



www.tqind.com

Email: sales@tqind.com

